

Technical Specifications **TOUR**

Update: January 31st, 2024

Régie Générale :

Thomas BARES

technique@lesmarcels.fr

+33 6 25 67 20 56

MASACRADE

STAGE AREA

The scenography consists of a launching platform, a rig for the trapeze, an aerial cradle, a large inflatable mat and a van.

Duration of the show: approximately **50** minutes

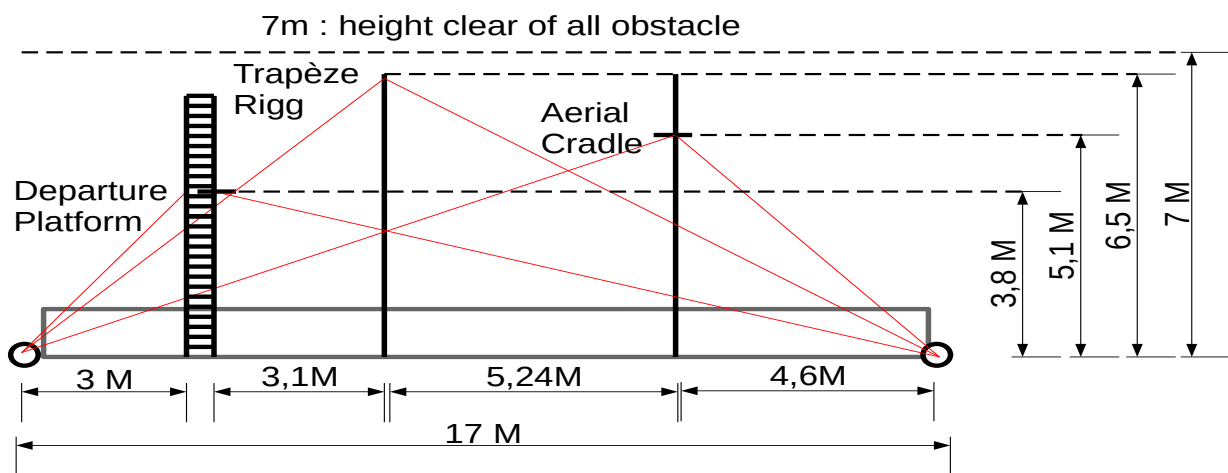
Set-up: **Frontal, outside/publicplaces, during the day** (see plan page 5)

Venue must be protected **from outcoming noises**.

On tour: 4 people + 1 manager depending on the gig.

Summer conditions: from 1 June to 1 September, high temperatures + exposure of the stage to direct sunlight can endanger the production of the show.

Please schedule MASACRADE from **7pm** onwards in a shady place.



TECHNICAL CONDITIONS

-The ground must be level (**0% slope**), clean and smooth, and able to withstand the loads of the riggs (300daN per foot of traps maximum).

In case the venue cannot receive this load, please provide load distribution plates.

-The company's van (**6.8m long**) must be able to park during the show on the left side of the playing area. Must be able to **start up and drive 7 metres away from the stage, 15m clearance in total. (see plan)**.

-Each of the 3 riggs are rigged on 4 points, so it is necessary to have: **either 4 anchor points of 1300 daN, or 12 anchor points, each bearing 330 daN.**

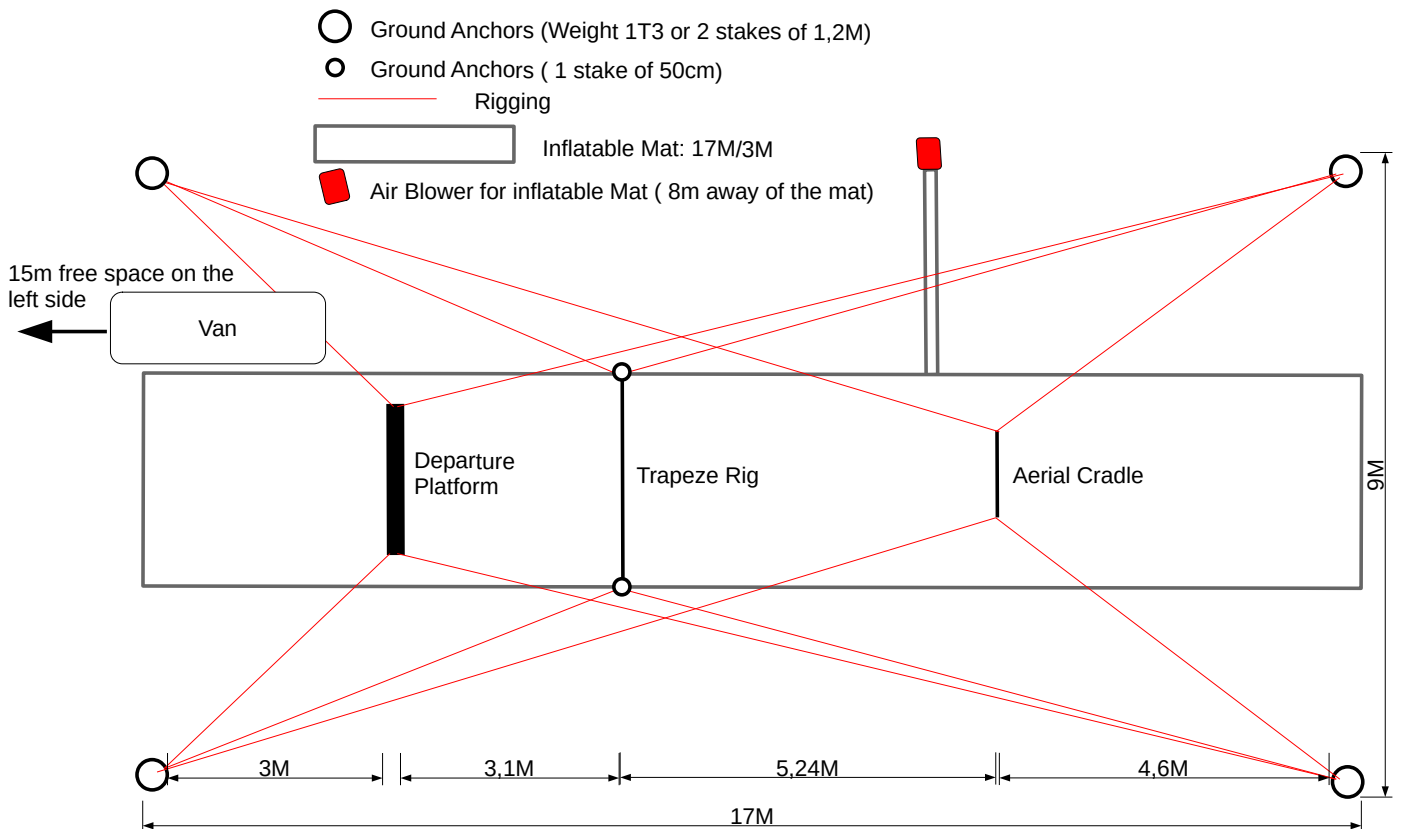
-Type of anchors supplied by the company: **8 stakes planted at 4 points + 4 short stakes at the foot of the trapeze rig.**

-Please provide us a plan of the underlying networks.

-If there are no anchors and it's impossible to plant stakes on the venue, the organiser must provide **4 blocks of 1T3 + anti-slip mats.**

-An inflatable landing mat will be placed under the apparatus. The stage must be free of any sharp object being able to pierce the inflatable mat.

The company uses small fireworks (1 firecracker bison4 + 1 white smoke 1 minute) installed under the van. Please keep the audience away from the van during the performance.



SET UP AND TAKE DOWN TIMES

- Example of a timetable : **Arrival on D-1**, end of day. In case of a tighter schedule, please contact us.

- **9am-12pm**: set-up of the structure by the 4 Marcells team+ **2 stagehands**.

At the same time, from **9am to 12pm** a **sound technician (provided by the the organisers)** will set up the sound system. Sound checks will take place from **12pm to 1pm**.

- **The company's stage manager will be responsible for the sound cues, but the sound technician (provided by the organiser) will be in charge of the sound system (mixing table) for the entire duration of the show.**

- Warm-up + technical rehearsal + preparations: a minimum of 3 hours in the afternoon is required.

- Dismantling and loading: **2 hours for 6 people: 2 stagehands (provided by the organiser) + Marcells team.**

SOUND

Minimum broadcast required for approximately 500 persons :

- 4 x speakers 12" 90° minimum opening. + 2 x bass speakers (example : 4 x Q10 + 2 x QSUB)

- 4 x separated lines (Cf. Plan) :

- OUT ½ : 2 stage backdrops speakers // 2 x 2,5m high stands

- OUT ¾ : 2 front of stage speakers + 2 x front of stage bass speaker (pole on bass speakers if possible or 2 x 2,5m high stands.)

Notes

- *- If the opening of OUT 3/4 speakers is less than 90°, provide IN FILL / OUT FILL or pair the speakers to increase speakers horizontal opening*
- *2,5 m is the optimal hight for the 4 speakers, provide light stands.*
- *With more than 500 persons , increase the broadcast for OUT ¾ . For example : 3xQ10+ 3xQSUB each side of the stage*

Sound Control:

-The sound technician will be in charge of sound **during the show**.

-Provide a mixing desk (type QL1, M32R, 01V...) 12 in / 4 out minimum (see sound patch).

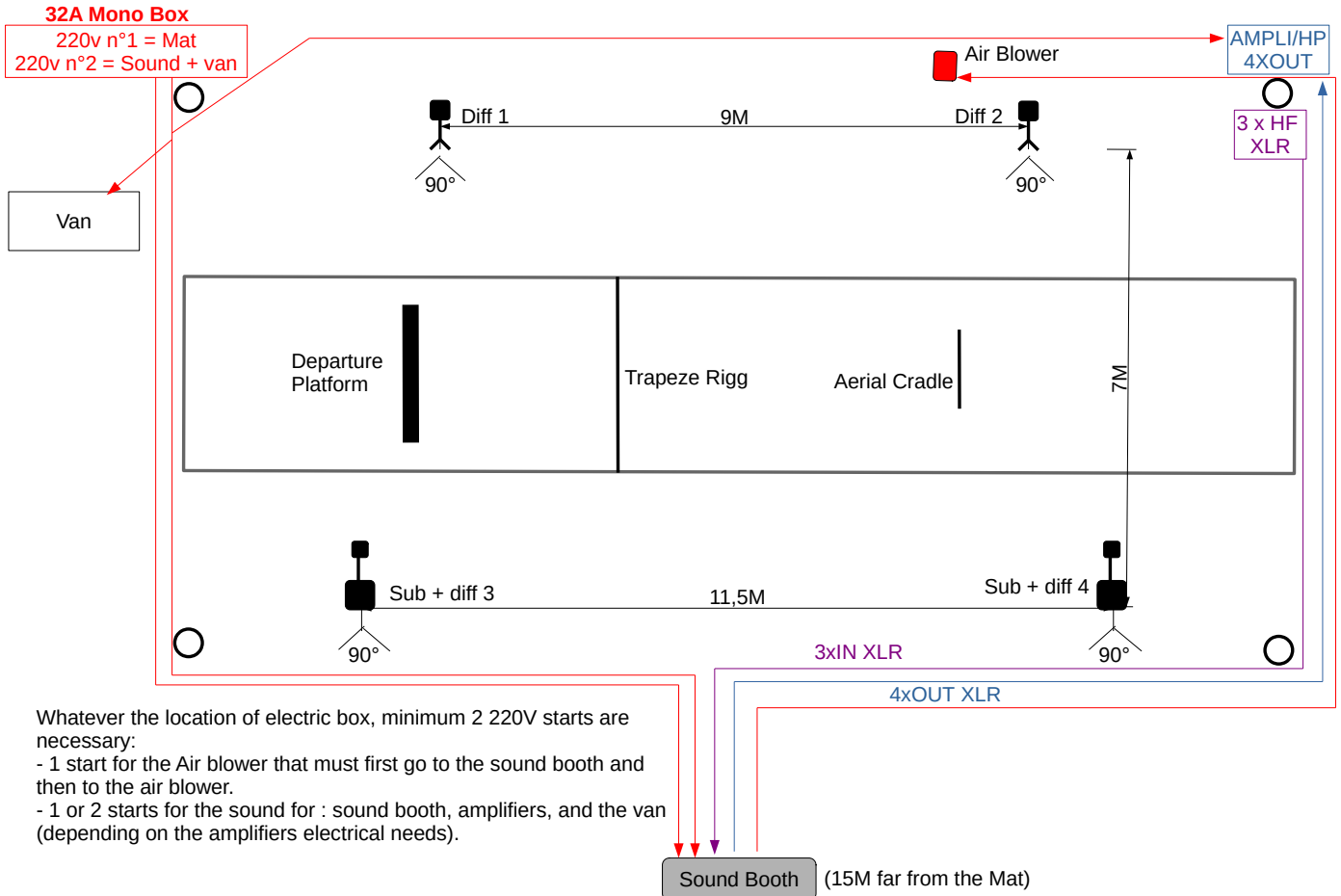
-Provide a multi-sound system (30 metres minimum) 4 x OUT and 4 x IN minimum (see Sound Patch) + cable passage.

-2 separate 16A electrical outlets (1 sound, 1 air blower) from the power panel to the booth (see plan)

-1 table and 2 chairs out of the sun and out of bad weather.

Notes :

- Masacrade Booth: 1 x MacBook / 1 x MOTU sound card / AKAI midi controller / 1 x ENTECC DMXIS box + Dimmer / 1 x inverter. Dimmer / 1 x 150W inverter
- The company supplies 3 x Sennheiser EW-D HF system (Freq. Range: 470 - 526 Mhz)
- The receivers must be installed on the stage.



Whatever the location of electric box, minimum 2 220V starts are necessary:
 - 1 start for the Air blower that must first go to the sound booth and then to the air blower.
 - 1 or 2 starts for the sound for : sound booth, amplifiers, and the van (depending on the amplifiers electrical needs).

	NAME	ROOTING	NOTES
1	LIVE out 1	To OUT 1 (L)	Stage backdrops L
2	LIVE out 2	To OUT 2 (R)	Stage Backdrops R
3	LIVE out 3	To OUT 3 (L)	Front of stage L
4	LIVE out 4	To OUT 4 (R)	Front of stage R
5	LIVE out 5 Micro stage Backdrops	To OUT 1/2	3 micros mixed in Live to stage backdrops (OUT 1/2)
6	LIVE out 6 Micro L/R	To OUT 3/4	3 micros mixed in Live to front of stage (OUT 1/2)
7			
8			
9	HF 1 ANGELE (spare)	Vers OUT 1/2 - 3/4	XLR
10	HF 2 MARINE (spare)	Vers OUT 1/2 - 3/4	XLR
11	HF 3 MARCEL (spare)	Vers OUT 1/2 - 3/4	XLR

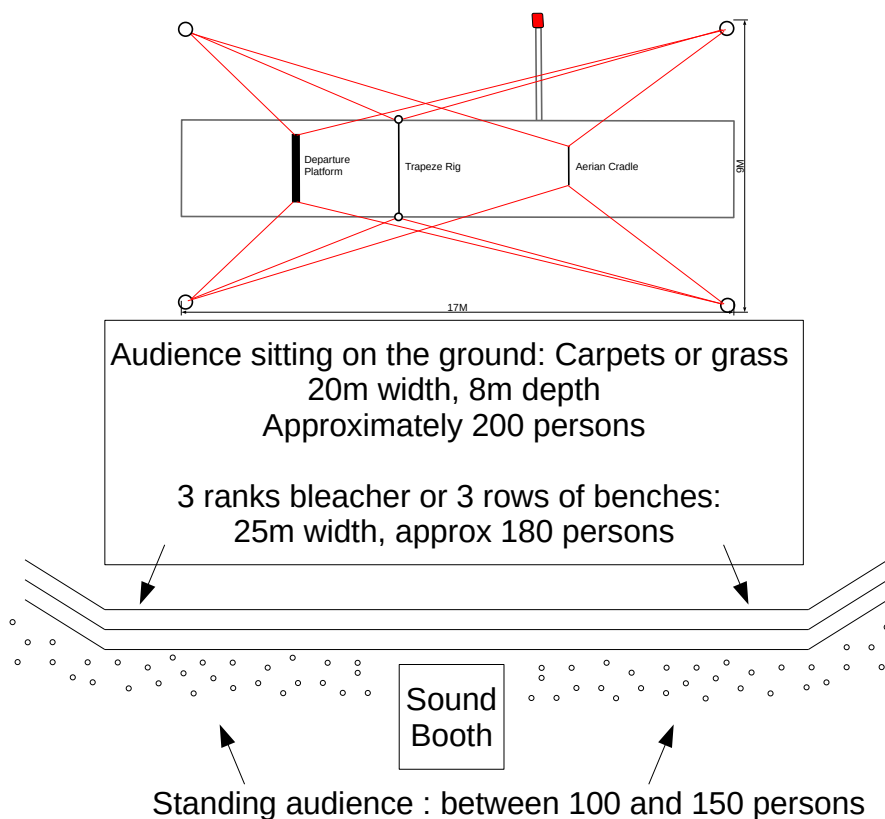
PUBLIC INSTALLATION:

After several attempts, we have found that the audience set-up illustrated on this plan provides the best listening experience.

Please provide carpeting and 3-row seating at least 30 minutes before the start of the show.

Staffing requirements:

At least 2 people are needed to help seat the audience and ensure their safety throughout the performance.



LIGHT:

If you would like us to play at night, please contact us.

VEHICLE ACCESS:

The show is transported in a H2L3 van. L:6,80M W:2,40M H:2,70M.

Please provide access to the performance site, as the vehicle is part of the show.

SECURITY

Provide security staff outside rehearsal and performance times to ensure the safety of the audience and to prevent damage to the setting of the show.

COSTUMES

We need access to a washing machine and tumble dryer to wash costumes after each performance.

ACCOMODATION AND CATERING

As we do not have enough seats in our touring vehicle for the whole company, **our accommodation (single rooms) and catering must be within walking distance** of the performance venue. **(10 min walk max)**. If this is not possible, several solutions can be explored: lending a vehicle or bicycles, organising runs, etc.

SMALL EQUIPMENT TO BE PROVIDED and OTHER DETAILS

- **1 roll of electric tape, 1 roll of black duck tape, 6 LR6 batteries per show.**
- A shower and WC close to the performance venue, a sheltered and heated area for warming up and preparation of the artists.
- A small catering before the performance (water, fruit, dried fruit, biscuits, juice, etc.).